

WHAT-IF SCENARIO PLANNING

Get the strategic project portfolio management capabilities you need, quickly and easily.

Every NH360 Accelerator is designed to be implemented quickly with a minimum amount of consulting or configuration. Leveraging best practices garnered from years of successful client engagements, these powerful Accelerators provide precisely the capabilities you need, without weeks or months of configuration.

NH360® – What-If Scenario Planning Accelerator

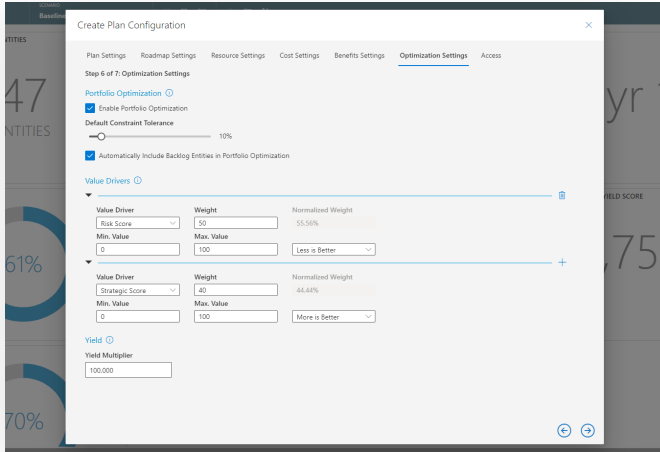
An integrated approach to scenario analysis is a critical extension of strategic portfolio management, providing a quick and easy way to model any possible scenario across all of your portfolios. The NH360 What-If Analysis Accelerator makes it easy to generate a meaningful what-if analysis with just a few clicks!

Ra...	Name	Baseline Status	Optimization S...	Value ↓	Yield	Start Date	End Date	Total Be...	Total Cost	Owner	Related ...
21	Knee and Elbow Pads	In Roadmap	Included	24	48	1/1/2020	3/5/2022	\$660,000	\$499,111	Pavel Bansk...	Improve Cu...
22	Internal Software Database Audit	Backlog	Included	24	24	1/1/2020	7/4/2020	\$1,830,000	\$1,004,780	Pavel Bansk...	Reduce Em...
23	JIRA Connector	In Roadmap	Included	24	35	2/5/2021	2/5/2022	\$1,400,000	\$680,000	Stuart Rivch...	Reduce Em...
24	Data Exchange and Integration	Backlog	Included	23	26	1/1/2020	10/16/2020	\$1,800,000	\$900,000	Ari Bixhorn	Improve Cu...
25	Hub Upgrade	In Roadmap	Included	23	81	4/18/2020	4/20/2022	\$450,000	\$285,578	Bonnie Kea...	Accelerate ...
26	Data Export Service	In Roadmap	Maybe Included	23	57	6/1/2020	3/5/2021	\$790,000	\$400,000	Sara Davis	Reduce Em...
27	Software Benchmarking Solution	Actions	Maybe Included	23	6	2/15/2021	2/15/2022	\$1,400,000	\$3,550,000	Hatim Aiad	Accelerate ...
28	Tax Checker	Exclude	Maybe Included	23	32	1/1/2020	6/27/2020	\$1,400,000	\$720,000	Attila Biber	Improve Cu...
29	Audit Tracking Solution	Lock Optimization Status	Maybe Included	23	48	1/1/2020	12/9/2020	\$1,380,000	\$480,000	Gatis Ozoli...	Improve Cu...
30	General Ledger (GL) currency update	Lock Rank	Maybe Excluded	23	35	1/1/2020	8/22/2021	\$1,590,000	\$660,000	Alex Simmo...	Improve Cu...
31	Phase 2 - Increase customer adoption	Drop Entity	Maybe Excluded	22	59	9/1/2020	3/10/2021	\$475,000	\$382,000	Sara Davis	Increase Inv...
32	Apparel ERP Upgrade	Refresh Entity Data	Maybe Excluded	22	55	1/1/2020	7/4/2021	\$1,230,000	\$407,200	Don Funk	Increase Re...
33	Helmet with integrated supplier	Filter	Maybe Excluded	22	20	1/1/2020	4/2/2022	\$380,000	\$761,650	Triana Iba...	Increase B...

Dynamic Scenario Modeling

Key Features

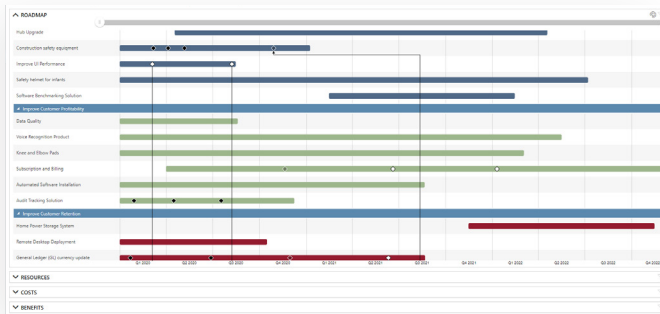
Quickly and easily respond to any possible question about your portfolio, proactively triage today's problems or even model and predict possible future problems.



Intuitive Wizard Helps You Easily Set Up What-If Analysis Scenarios

Easy-to-use wizard enables you to quickly define and share a variety of what-if scenario plans across the organization.

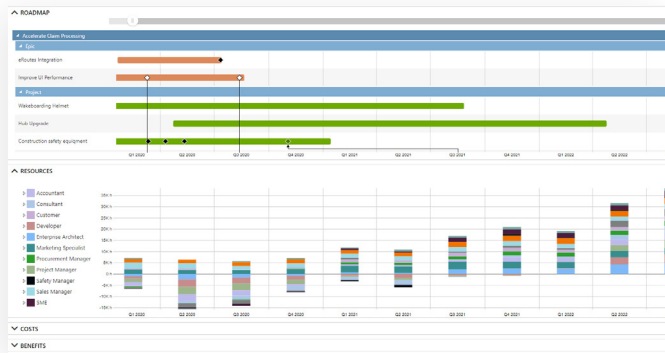
- Intuitive wizard lets you tailor and define the specific scenarios you want to analyze
- Select the right portfolios (e.g., projects, epics etc.) to be included in your what-if analysis
- Easily define scenario analysis across any timeframe (monthly, quarterly, annually, etc.)
- Create and compare a variety of planning and what-if scenarios without impacting your underlying portfolio data
- Easily share and collaborate on scenarios with peers across the enterprise
- Automatically derive baseline metrics like Resource and Budget Utilization, Payback, Strategic Yield, ROI, and use them to gauge the overall impact of what-if scenarios



An Interactive Experience Using Roadmaps to Visualize Scenarios

Leverage powerful, interactive roadmapping tools designed specifically to help you model the effect of any portfolio change and quickly sort through any number of projects.

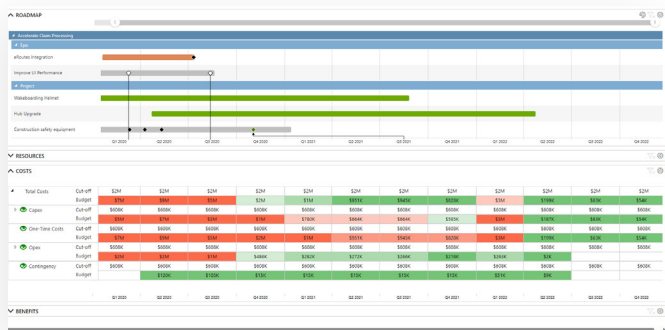
- Add, drop, or reschedule projects and instantly see impact on resources, cost, and benefit data
- Create near-term and multi-year roadmaps and zoom in or out to desired timeframe
- Easily organize and prioritize projects the way you want within your portfolio
- Visualize key milestones and enforce dependencies when making changes across your portfolio
- Intuitively filter out data to focus only on the information relevant to the task at hand



Run Resource Capacity Planning What-If Analysis

Powerful resource and capacity management tools deliver the insight you need to better manage your most important assets.

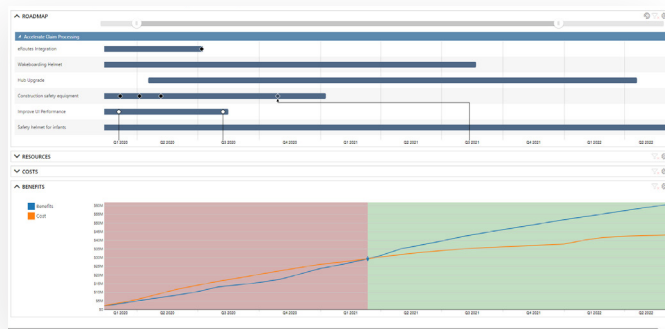
- Intuitive heat-maps allow you to quickly visualize and assess resource availability and conflicts.
- Drag and drop projects to visualize the entire portfolio schedule and maximize resource utilization.
- Run what-if analysis at summary level (e.g., role, team, location etc.) or drill down to the named resource level.
- Intuitive contextual filtering helps you quickly drill-in on the projects and resources contributing to over- and under-allocation.



Optimize Financial Costs Across the Portfolio

NH360 provides the capabilities required to help visualize and manage all project and portfolio cost information in one place.

- Establish, modify, and visualize top-down budget constraints
- Effectively support multi-year budgeting planning by rescheduling projects based on budget constraints while maximizing portfolio value
- Easily model cost reduction scenarios and analyze their effect on a portfolio
- Immediately assess budget utilization consequences of adding, dropping or rescheduling projects
- Assess potential impact of any decision on forecasted Capex and Opex spend



Conduct Target Analysis to Maximize Benefits and Outcome

Powerful portfolio management capabilities enable organizations to more effectively gain visibility across all projected benefits.

- More effectively establish benefit targets for each portfolio
- Quickly identify portfolios that will meet or exceed the required benefit targets
- Easily add, drop, or reschedule projects using what-if scenarios to assess the impact on benefit targets
- Run analysis to optimize portfolio payback timelines